

## Features

- Low reverse leakage
- High forward surge capability
- High reliability
- High temperature soldering guaranteed:  
260°C/10seconds
- Lead and body according with RoHS standard
- Green compound with suffix "-F" on Marking



**DO-214AB/SMC**

## Mechanical Data

- Case:DO-214AB Molded plastic
- Epoxy: UL 94V-0 rate flame retardant
- Lead: Pure tin plated, lead free

## Maximum Ratings & Characteristics

Ratings at 25°C ambient temperature unless otherwise specified.

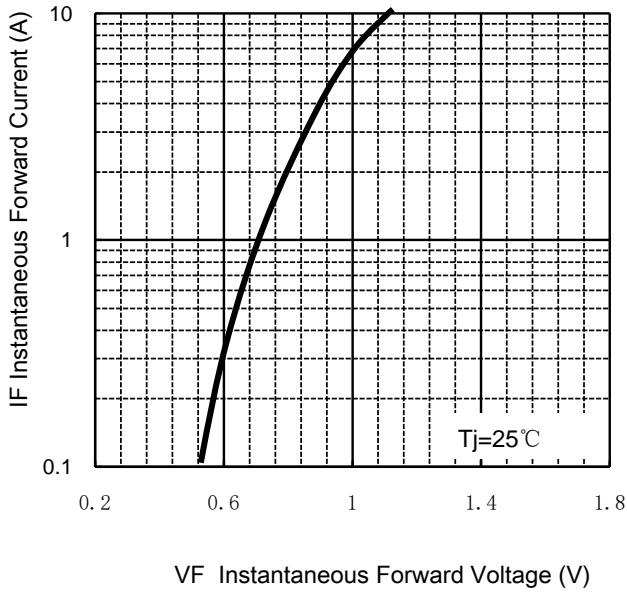
Parameter	Symbols	S5A	S5B	S5D	S5G	S5J	S5K	S5M	Unit
Maximum repetitive peak reverse voltage	$V_{RRM}$	50	100	200	400	600	800	1000	V
Maximum RMS voltage	$V_{RMS}$	35	70	140	280	420	560	700	V
Maximum DC blocking voltage	$V_{DC}$	50	100	200	400	600	800	1000	V
Maximum average forward rectified current	$I_{F(AV)}$	5.0							A
Non-repetitive peak forward surge current 8.3 ms singlehalf sine-wave	$I_{FSM}$	150							A
@ $I_F=5.0A$ Maximum forward voltage	$V_F$	1.1							V
@ $V_{DC}$ Maximum reverse current	$I_R$	5							$\mu A$
		100							
Typical thermal resistance (Note 1)	$R_{\theta JA}$	47							°C/W
VR=4.0V,f=1MHz Type junction capacitance	$C_J$	65							pF
Operating junction and storage temperature rang	$T_J, T_{STG}$	-55 --- +150							°C

Note:

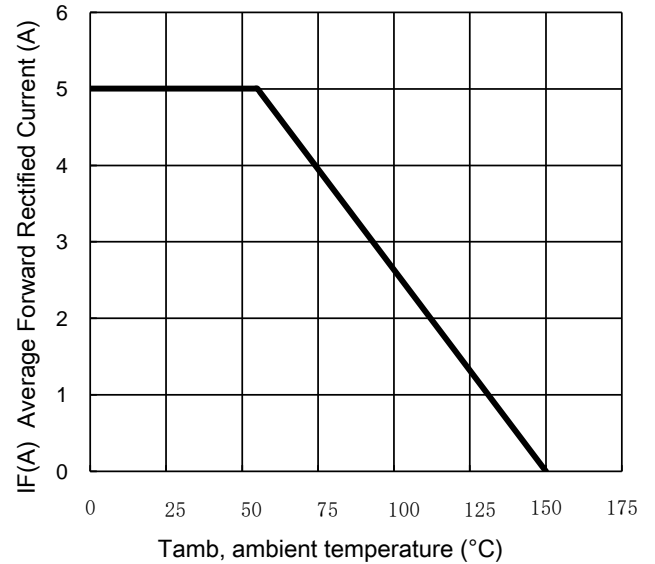
- 1) Thermal resistance from junction to ambient , PCB mounted.

## Characteristic Curves

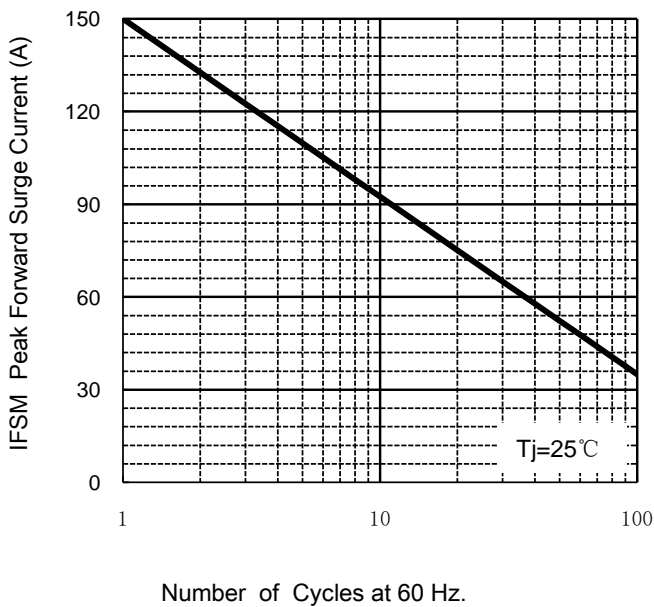
TYPICAL FORWARD CHARACTERISTIC



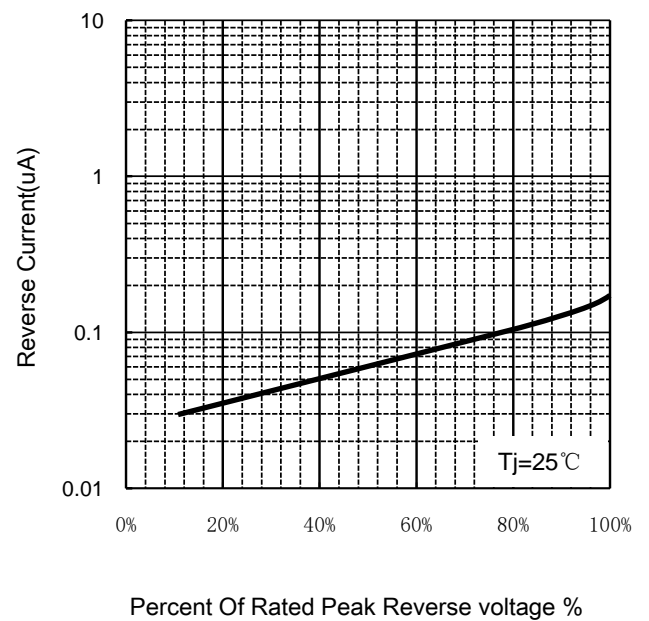
FORWARD CURRENT DERATING CURVE



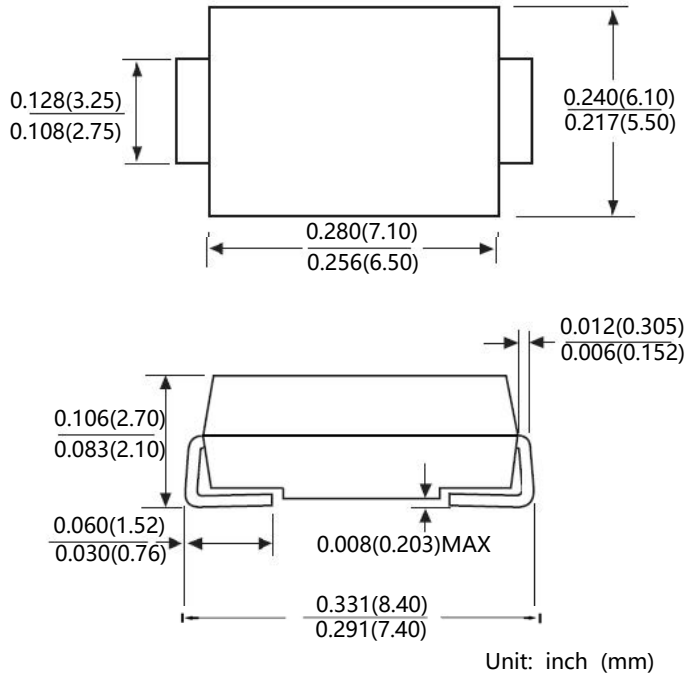
MAXIMUM NON REPETITIVE PEAK FORWARD SURGE CURRENT



Typical Reverse Characteristics



## Package Outline



## Package Information

Qty: 3,000/Tape and reel